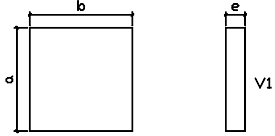
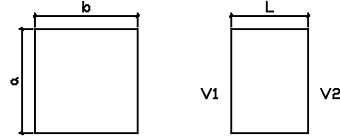


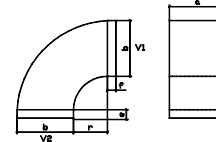
1 - BO Endboden



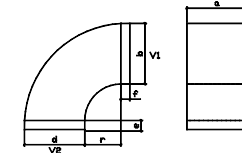
10 - L Luftkanal



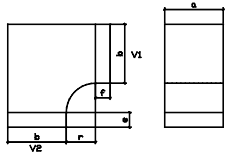
20 - BS Bogenkanal



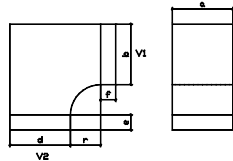
20 - BA Übergangsbogenkanal



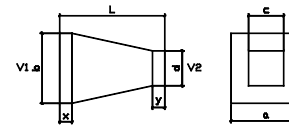
30 - WS Winkel, symmetrisch



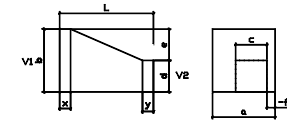
31 - WA Winkel Übergang



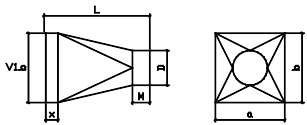
40 - US Übergang symmetrisch



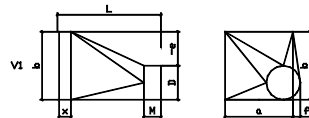
41 - UA Übergang asymmetrisch



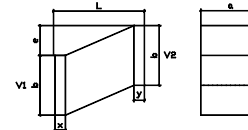
50 - RS Rohrübergang symmetrisch



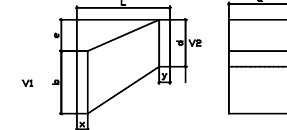
51 - RA Rohrübergang asymmetrisch



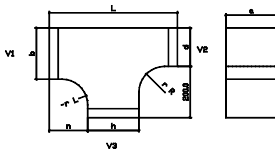
60 - ES Etage symmetrisch



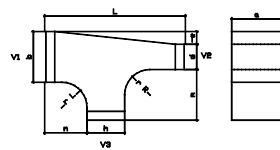
61 - EA Etagenübergang



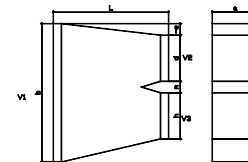
70 - TS T-Stück oben gerade



71 - TA T-Stück oben schräg



80 - HS Hosenstück symmetrisch



81 - HA Hosenstück asymmetrisch

